

Guidelines for the Formal Layout of the Academic Thesis

Chair of Sales and Services Marketing

Prof. Dr. Florian Kraus

1. Language

The Bachelor-, Seminar-, and Master Theses shall be either written in English or German language. The chairs of the area recommend writing in English.

2. Page Layout

For Bachelor-, Seminar-, and Master Theses the following length is recommended (**incl.** tables/figures; **excl.** references/appendices):

- Bachelor/Seminar Theses: 15-20 pages
- Master Theses: 40 pages (10% tolerance)

Please note that the maximum number of pages might be adjusted as specific topics are required.

3. Page Layout

- Format: DIN A4 (one sided), one spiral bound for seminar thesis, two hardback copies for Bachelor- and Master Theses
- All four Margins: 2.5 cm
- Font: Times New Roman, 12 point
≥ 10 point in figures and tables
- Line Spacing: 1.5 for main text, single-spaced for footnotes
Spacing before and after headings has to be set to 12 point
Automatic space after every paragraph should be 6 point
- Indentation: Firstline of a paragraph by 0.5 cm
- Page Number: Bottom right corner (no page number on the first page)
- Paragraph Format: Full justification (automatic hyphenation)

4. Structure

The structure has to follow a numerical order. Each sub-categorization has to be composed of at least two paragraphs. The length of each paragraph should reflect its importance for answering the addressed research gaps. For paging, please use Arabic numerals only for your main text. Please use Roman numerals for the following contents:

- Table of contents
- List of abbreviations (Abbreviations listed in official dictionaries shall be exempted)
- List of tables
- List of figures
- List of references
- Literature Tables
- Appendices
- Affidavit

An abstract at the beginning of the theses is **not** necessary.

Example of table of contents:

Table of Contents	
List of Figures	III
List of Tables	IV
1. Introduction	1
2. Conceptual foundations of the Research Endeavour.....	5
2.1 Literature review of XY.....	5
2.1.1 Research Area A	7
2.1.1.1 Research Topic A in Area A	9
2.1.1.2 Research Topic B in Area A	11
2.1.2 Research Area B	13
2.2 Literature Review of Z	16
3. Research Methodology	25
4.
5. Conclusion and Implications	40
References	V
Literature Tables	VI
Appendices	VII
Affidavit	VIII

Figure 1: Illustration of an exemplary table of contents

5. Headlines

Headlines of **main chapters** shall be in **bold font** whereas headings of *sub-chapters* shall be in **bold font** as well as *in italics*. Please write *3rd order sub-headlines in italics*. If you need a 4th order sub-headline, write it as visible in Figure 2. Please note that for all headings Times New Roman, font size 12 shall be applied. Moreover, please choose a break of 12 point before and after every headline.

Example of the adequate formatting of headlines:

<p>2. A Chapter</p> <p>Today marketing shall not only be transaction-oriented and mass-market focused. In times of growing importance of market-orientation [...]</p> <p>2.1 A Sub-Chapter</p> <p>Your text [...]</p> <p>2.1.1 A 3rd Order Chapter</p> <p>Your text [...]</p> <p>2.1.1.1. A 4th Order Chapter</p> <p>Your text [...]</p>

Figure 2: Example for headline structure

6. Figures and Tables

Figures and tables have to be numbered consecutively and provided with an underline. If tables and figures are taken unmodified or modified from other authors, the origin has to be indicated. Tables and figures should appear in the text at the appropriate place. Their content has to be referred to within the text. Please note that tables and figures should be provided with a border and have to be formatted according to page left and right margins.

Example of directly citing a figure:

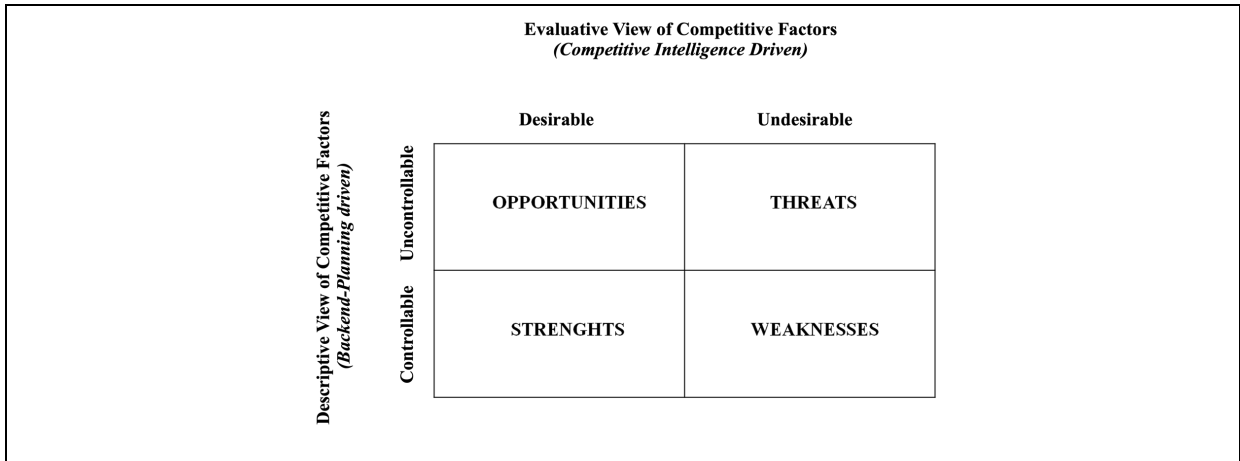


Figure 3: Dual Perspective SWOT framework

Source: Novicevic, Harvey, Autry and Bond (2004, p.87)

Example of a modified figure:

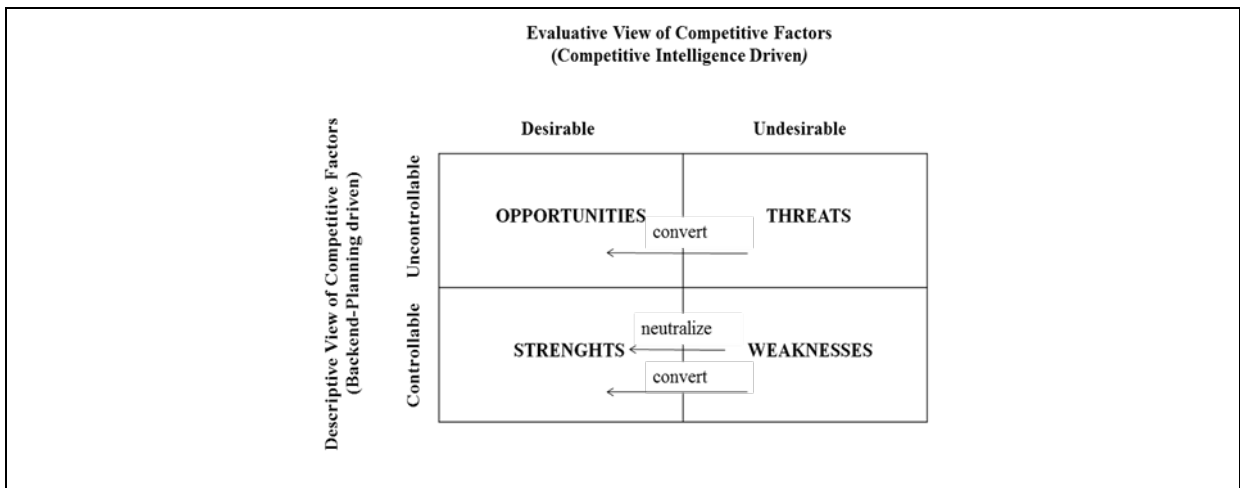


Figure 4: Dual Perspective SWOT framework

Source: Following Novicevic, Harvey, Autry and Bond (2004, p.87)

Example of a self-provided figure:

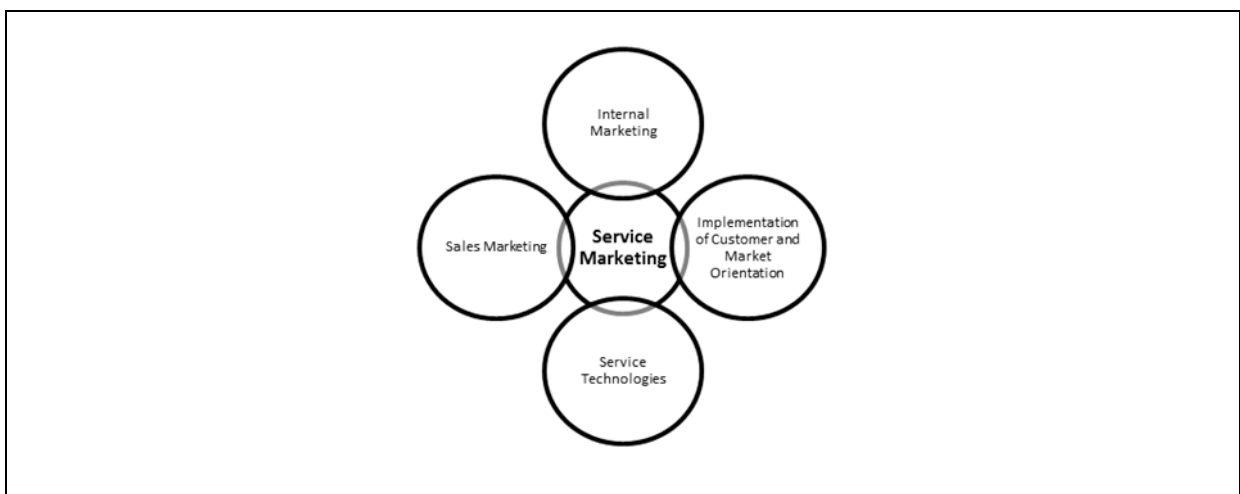


Figure 5: Overview Research Focus (self-provided)

7. Accentuations

Titles of books, papers or journals which are named within the text shall be written in quotes whereas expressions in foreign-language shall be written in *italics*.

Example:

The book “Selling today” offers new practices needed to succeed in today’s information economy.

8. Footnotes

Footnotes are to be formatted in Times New Roman, 10 point and fully justified. Since in-text citation is required, footnotes shall generally be used sparsely.

9. Literature Tables

We require literature tables for **Seminar Thesis** only. Exemplary literature review tables can be found at the end of this document. For the literature review table, please consult with your advisor on which academic papers you will need to include.

10. Citations and Reference Style

Each text passage that contains ideas of other authors has to be marked. For **citations** within the text, use in-text citation. In-text citation follows **APA style** (6th Ed.).

Direct citations have to be written in quotes and *italic*. The page number is required whenever quoting a source.

Example for direct citation:

“A signal is an action that the seller can take to convey information credibly about unobservable product quality to the buyer.” (Rao, Qu, & Rueckert, 1999, p.259).

For citations of 3 or more lines, you don’t use quotes but put them in an own paragraph, single-spaced, and with additional 1.0 margin on both sides.

Example of indirect citation:

Using signaling mechanisms may support sellers in credibly communicating unobservable product characteristics (Rao, Qu, & Rueckert, 1999, p. 259).

For citations of up to five authors, all authors are to be listed for the first in-text citation. For six or more authors, use the first author’s name followed by “et al.”. A series of citations should be listed in alphabetical order and separated by semicolons.

Example of citing several authors and articles:

AUTHOR TYPE	FIRST IN-TEXT CITATION	SUBSEQUENT IN-TEXT CITATION
NO AUTHOR	(“Title of the Work,” 2018, p. 259)	
1 AUTHOR	(Taylor, 2018, p. 259)	
2 AUTHORS	(Taylor & Kotler, 2018, p. 259)	
3-5 AUTHORS	(Taylor, Kotler, Johnson, & Parker, 2018, p. 259)	(Taylor et al., 2018, p. 259)
6+ AUTHORS	(Taylor et al., 2018, p. 259)	

If you omit a certain extract within the quote, please mark this position with three points in square brackets [...]. Any addition which is not originally part of the quote also have to be put in square brackets.

The guidelines of the **American Marketing Association (AMA)** and the Journal of Marketing can be used directly for the creation and formatting of a bibliography for the theses. **References** should begin on their own page and have to be listed in alphabetical order by the first author’s last name. Examples for references can be found in **AMA Journals Reference Style Examples**.

11. Data Submission Requirements

If a thesis includes a data analysis, the student must provide all supplementary materials necessary to ensure the transparency and reproducibility of their empirical work. This includes, but is not limited to, the raw data, the analysis code (such as R scripts), the codebook, and any other relevant documentation. By submitting an empirical thesis at the chair, the student waives any rights to the data and the corresponding analysis unless otherwise agreed upon in advance. Failure to comply with these requirements may result in the rejection of the submission or a reduction in grade.

12. Affidavit

For each seminar thesis, the following affidavit is to be **included and signed**. Please use the English version if you are writing your thesis in English, and the German version if you are writing your thesis in German.

English Version:

„I hereby declare that I have written the enclosed masters thesis myself and that I have not used any outside help that is not apparent from the information I have provided. I also assure that this thesis or parts thereof have not been submitted by myself or by others as a performance record elsewhere. Literal or analogous adoptions from other writings and publications in printed or electronic form are marked. All secondary literature and other sources are identified and listed in the bibliography. The same applies to graphical representations and images as well as to all internet sources and answers generated by AI-based applications. I further agree that my work may be sent and stored anonymously in electronic form for the purpose of plagiarism checking. I am aware that correction of the work may be waived if this declaration is not given.”

German Version:

„Hiermit versichere ich, dass diese Abschlussarbeit von mir persönlich verfasst wurde und dass ich keinerlei fremde Hilfe in Anspruch genommen habe, die nicht aus meinen Angaben ersichtlich wird. Ebenso versichere ich, dass diese Arbeit oder Teile daraus weder von mir selbst noch von anderen als Leistungsnachweise andernorts eingereicht wurden. Wörtliche oder sinngemäße Übernahmen aus anderen Schriften und Veröffentlichungen in gedruckter oder elektronischer Form sind gekennzeichnet. Sämtliche Sekundärliteratur und sonstige Quellen sind nachgewiesen und in der Bibliografie aufgeführt. Das Gleiche gilt für graphische Darstellungen und Bilder sowie für alle Internet-Quellen und von KI-basierten Anwendungen generierte Antworten. Ich bin ferner damit einverstanden, dass meine Arbeit zum Zwecke eines Plagiatsabgleichs in elektronischer Form anonymisiert versendet und gespeichert werden kann. Mir ist bekannt, dass von der Korrektur der Arbeit abgesehen werden kann, wenn diese Erklärung nicht erteilt wird.“

Mannheim, September 09, 2024

Signature

13. Thesis Submission

Submission deadline is always **noon** at the latest on the respective day of submission.
Please submit the following items:

13.1. Bachelor Thesis

13.1.1. Bachelor Thesis WiPäd

- Two hardback copies of bachelor thesis to the chair's office (L5,2 Room 104)
- An electronic version of your thesis via email to office-kraus@uni-mannheim.de (PDF AND Word document)

13.1.2. Bachelor Thesis BWL

Upload in Prüfungs-Ilias

13.2. MKT 740 Research Seminar Thesis

- One spiral-bound hard copy of the seminar thesis to the chair's office (L5,2 Room 104)
- An electronic version of your thesis via email to office-kraus@uni-mannheim.de (PDF AND Word document)

13.3. Master Thesis

- Two hardback copies of master thesis to the chair's office (L5,2 Room 104)
- An electronic version of your thesis via email to office-kraus@uni-mannheim.de (PDF AND Word document)

For empirical theses, additionally the collected dataset (in SPSS or Excel format) and the R code have to be submitted.

14. Handling of Plagiarism in Academic Writings

Writing Bachelor-, Seminar-, and Master Theses at our department rests on mutual trust. You commit to complete these assignments independently without any external help. This includes marking those sentences and passages that were taken from other sources.

Without indicating the sources of such sentences, particularly those that are accessible via the Internet, they will be considered as plagiarized.

In case of plagiarism the department reserves the right to not assess the entire work or parts thereof. By handing in your paper to our department you acknowledge these rules and accept that your work might be analyzed by software in order to identify plagiarism.

15. Literature Review Tables (for seminar thesis only)

You have to adapt the tables according to your needs!

Author/s (Year) [Journal]	Research Focus	Theoretical Background	Sample	Method/Analysis	Main Findings
Du, Fan, and Feng (2009) [Journal of Service Research]	1. Effect of an employee's negative emotional display on customers' negative emotions (service failure) 2. Effect of a manager's subsequent positive emotional display on customers' negative emotions (service recovery)	Emotional Contagion (EC) Theory	n = 260 students Laboratory experiment with role-play scenarios in a restaurant setting	ANOVA 1 (service failure): IV: Waitress' negative emotional display (lower vs. higher) DV: Customers' negative emotions ANOVA 2 (service recovery): IV: Manager's positive emotional display (lower vs. higher) DV: Customers' negative emotions K-means cluster analysis; regression; Chow test IV: Waitress' negative emotional display or manager's positive emotional display DV: Change in customer's negative emotions	Higher negative emotional displays by the waitress entail a higher increase in customers' negative emotions during service failure. Higher positive emotional displays by the manager cause a larger reduction in customers' negative emotions during service recovery. Higher positive emotional displays reduce customers' negative emotions to a larger degree than lower positive emotional displays. Positive emotional displays cannot fully compensate for preceding negative emotional displays irrespective of the level of the emotional display.

16. Exemplary Cover Sheet:

Title

(of the Bachelor-, Seminar-, or Master Thesis)

Bachelor Thesis / Seminar Paper / Master Thesis

Chair of Sales and Services Marketing

Prof. Dr. Florian Kraus

Advisor:

Name of Advisor

University of Mannheim

Spring term / Fall term 20XY/XZ

by

cand. M.Sc. (for Master) /cand. B.Sc. (for Bachelor)

Faculty (BWL/MMM/MMBR/MaKuWi etc.)

First and last name:

Matriculation No.:

Address:

Telephone:

Email:

Mannheim, *Month Year*